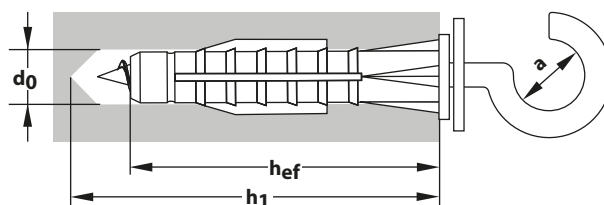



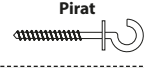

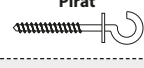

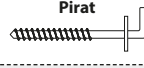

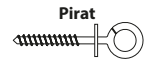
Hook plug Pirat Will



Features

- Plug cap protects the surface and prevents slipping deeper into the drill hole
- Holds in almost all building materials
- Secure knotting in cavities
- Expands reliably in solid brick
- Anti-rotation locks prevent rotation in the drill hole



Pack	Item No.	Type	Content Plug	Content Hook	Plug Ø	Plug length	Hook	Drill Ø	Min. Drill hole depth	Effective anchorage depth	Eye Ø	Approval
	 012 261 11	Will-S	per pack 20x	per pack 20x	mm 8	mm 51	mm 5.0 x 86	d_0 ø mm 8	h_1 ≥ mm 70	h_{ef} mm 51	a ≤ mm 14	ETA ■ -
	 051 701 111	Will-S	per pack 2x	per pack 2x	mm 8	mm 51	mm 5.0 x 86	d_0 ø mm 8	h_1 ≥ mm 70	h_{ef} mm 51	a ≤ mm 14	ETA -
	 051 701 121	Will-L	per pack 2x	per pack 2x	mm 8	mm 51	mm 5.0 x 70	d_0 ø mm 8	h_1 ≥ mm 70	h_{ef} mm 51	a ≤ mm 8	ETA -
	 051 701 131	Will-O	per pack 4x	per pack 4x	mm 8	mm 51	mm 5.0 x 86	d_0 ø mm 8	h_1 ≥ mm 70	h_{ef} mm 51	a ≤ mm 14	ETA -



Pirat	Concrete C 20/25	Solid brick MZ 12	Vertically perforated brick ≥ Hlz12 Bulk density ≥ 1 kg/dm³	Hollow brick ≥ Hbl2	Aerated concrete ≥ PB2, PP2	Gypsum plasterboard 12.5 mm	Gypsum fibreboard 12.5 mm
Will-S	40 kg	40 kg	30 kg	25 kg	15 kg	10 kg	20 kg
Will-L	50 kg	50 kg	30 kg	25 kg	15 kg	10 kg	20 kg
Will-O	35 kg	35 kg	30 kg	25 kg	15 kg	10 kg	20 kg

- The anchoring depth of the plug must be observed
- Drilling method and drill hole cleaning must be adapted to the building material
- The recommended loads only apply to installation in the building material, not for installation in joints
- Approved plugs must be used for fixings where safety is of importance (see also www.tox.de/safety+loads)

Description & Area of Application

- All-purpose plug TRIKA for almost all building materials
- 3-way split plug body with cap
- Hook with fastener for securing the function of the all-purpose plug
- White coated hooks for visually appealing fixings

Pirat Will-S:

- Open eyebolt

Pirat Will-L:

- Angled hook

Pirat Will-O:

- Closed eyebolt



Processing & Installation

- Create drill hole in the size of the plug diameter
- Drill into perforated brick and gypsum plasterboard without hammering in a rotary motion so that the webs in the perforated brick are not broken
- When drilling into gypsum plasterboards, use a wood or metal drill bit
- Use hammer drilling into concrete and solid brick
- Pre-positioned installation

